

ICBC Guide for Overseas Professional Visitors

Online Registration for 3rd CIIE





Step 1: Go to the official website of CIIE

Enter <https://www.ciie.org/zbh/en/> in web browsers



The screenshot shows the CIIE website interface. A yellow line indicates the navigation path: 1. The address bar contains 'ciie.org/zbh/en/'. 2. The 'Business Exhibition' menu item is highlighted in the top navigation bar. 3. The 'Buyer Registration' link is highlighted in the 'Buyer' sub-menu.



COUNTDOWN DAYS TO GO **106** DAY



[Hotline] +86-021-968888



Step 2: Account Registration for Overseas Professional Visitors

Path ① Home- ② Business Exhibition- ③ Buyer Registration

Home / Visitors / Registration /

① *Region of the Unit

*Group Visitor Type Enterprises Government Institution Social Organization
 Other

I have read and agreed to the Privacy Policy

②

③

- ① Select the “Region of the Unit”, Buyer’s category of the company;
- ② Read and check the **privacy policy**;
- ③ For accurate registration information and convenience of later activities, please select "New User Registration".

Home / Visitors / Registration /

Registration

* Email for registration

[I'm a registered buyer of the previous CIIE](#)

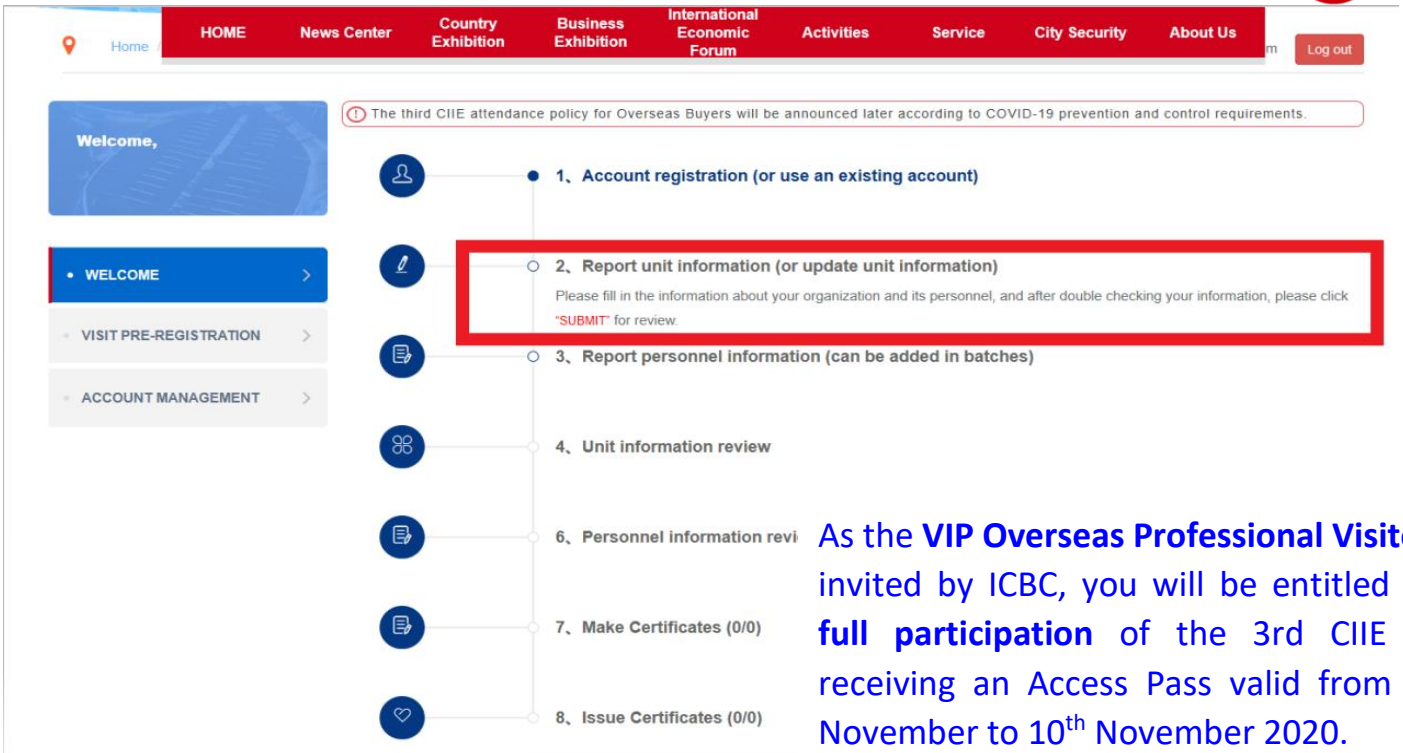
④

- ④ Please provide a email address and click **NEXT**, You will receive a verification email to complete the registration.



Step 3: Provide basic Information

- 1) After completing the registration by setting the password, enter the registration system and click “2” **Report unit information** (or update unit information).

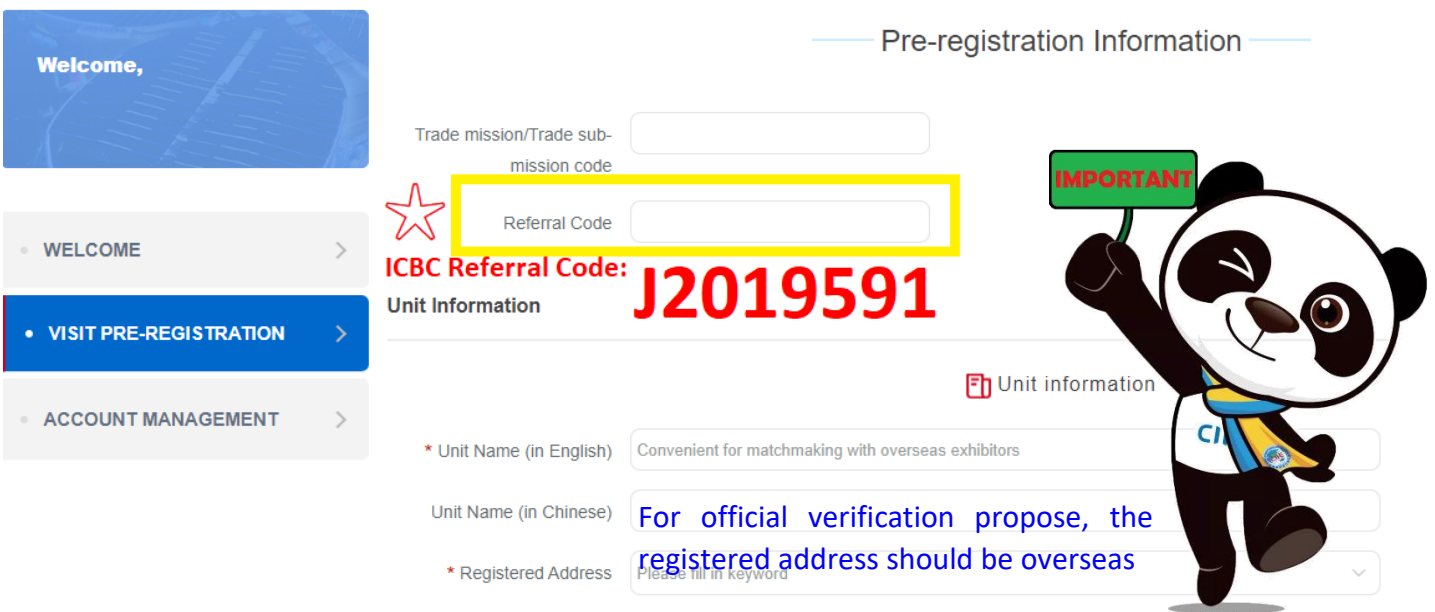


The third CIEE attendance policy for Overseas Buyers will be announced later according to COVID-19 prevention and control requirements.

1. Account registration (or use an existing account)
- 2. Report unit information (or update unit information)**
Please fill in the information about your organization and its personnel, and after double checking your information, please click "SUBMIT" for review.
3. Report personnel information (can be added in batches)
4. Unit information review
5. Personnel information review
6. Personnel information review
7. Make Certificates (0/0)
8. Issue Certificates (0/0)

As the **VIP Overseas Professional Visitors** invited by ICBC, you will be entitled for **full participation** of the 3rd CIEE by receiving an Access Pass valid from 5th November to 10th November 2020.

2) Please confirm the correct filling of ICBC's Referral Code: **J2019591** for our ***exclusive service** and receive invitation for ***supplementary activities** during the event.



Pre-registration Information

Trade mission/Trade submission code

★ Referral Code: J2019591

Unit Information

IMPORTANT

* Unit Name (in English) Convenient for matchmaking with overseas exhibitors

Unit Name (in Chinese) For official verification propose, the registered address should be overseas

* Registered Address Please fill in keyword

3) Please provide basic information (only Unit Name and Registered Address required) of the enterprise, and contact information, confirm ICBC's Referral Code: **J2019591** then submit.

4) Please send an email to service@ch.icbc.com.cn to confirm the completion of registration. Please feel free to contact ICBC Zurich for have any further quires regarding the registration.

***ICBC exclusive service:** assistance for online registration, full participation venue pass, access for online matchmaker system.

***ICBC supplementary activities:** China-Europe Entrepreneurs Conference, Financial Cooperation Forum and B&R business match-making relying on BRBR.